

## WHY CHOOSE A RETRO LIGHT OVER REPLACEMENT PARTS?

- ✓ SIMPLE INSTALLATION AND WINTERIZATION
- ✓ REPLACES MOST MAJOR LIGHTING BRANDS
- ✓ 3 YEAR WARRANTY
- ✓ READILY AVAILABLE
- ✓ NO PULLING CABLE
- ✓ LONG LASTING LED
- ✓ EXTRA LOW VOLTAGE
- ✓ COMPATIBLE WITH ALL MAJOR POOL AUTOMATION
- ✓ MULTIPLUS TO SUIT ANY OCCASION

## PRE-INSTALLATION CHECK

1 CHECK POWER SUPPLY WITH MULTIMETER TO ENSURE IT IS FUNCTIONING AND IS LOW VOLTAGE.

2 IN CASE OF HIGH VOLTAGE, STOP AND ADD A TRANSFORMER.

### MODELS AVAILABLE

LVX50, LVX50-Plug,  
LVX100, LVX100-Plug





3 CHECK NICHE SIZE.

Retro series can replace most major lighting brands

4 CHECK CABLE THICKNESS.

Retro series innovative plug adapter can work with circular cable thicknesses up to 9/16" (14mm) diameter

**SE Spa Electrics®**

spaelectrics.ca |    

\*Refer to installation manual for complete installation instructions.

**retro**  
REPLACEMENT LED POOL LIGHT

## LIGHT REPLACEMENT MADE EASY



## RETRO SERIES

RANGE OF REPLACEMENT LIGHTS

*The Underwater Lighting Specialists*





Proudly distributed in Canada by:



Email: [info@selectpoolproducts.ca](mailto:info@selectpoolproducts.ca)

Web: [www.selectpoolproducts.ca](http://www.selectpoolproducts.ca)

**SE Spa Electrics®**

spaelectrics.ca |    

INTRODUCING THE

# RETRO SERIES

**retro**  
REPLACEMENT LED POOL LIGHT



## EMRX

### REPLACES

- Existing AQUA/LAMP® lights



## R6

### REPLACES

- Existing 6" niche lights (vinyl or concrete)
- Pentair®, Hayward®, Jandy®, Jacuzzi® (PN R6C006Q5 required) and more



## R8 / R10

### REPLACES

- Existing 8" or 10" niche lights (vinyl or concrete)
- Pentair®, Hayward®, Jandy®, Sta-Rite®, Swimquip® and more



## RETRO SERIES

### KEY FEATURES

#### COLOUR RANGE



#### SPECIFICATIONS

- 12V AC
- 15W
- 900 Lumens
- 7 colours, 4 light shows
- 3 year warranty

#### COLOUR RANGE



#### SPECIFICATIONS

- Internal DIMS of niche should be between 4.6" - 6.6"
- 15W
- 1000 Lumens
- 7 colours, 4 light shows
- 3 year warranty

#### COLOUR RANGE



#### SPECIFICATIONS

- Internal DIMS of niches should be between 7.5"- 8.5" and 9"- 9.6"
- 45W
- 3200 Lumens
- 7 colours, 4 light shows
- 3 year warranty