









QUICK REFERENCE GUIDE

****FOR SERVICE DESKS AND POOL PROFESSIONALS ONLY****





EXAMPLES OF EXISTING LIGHTS IN THE FIELD	SIZE OF NICHE	REPLACE WITH:	retro LED REPLACEMENT POOL LIGHT	PART NUMBERS
--	---------------	---------------	--	--------------

 CARVIN/JANDY/HAYWARD			TI - TITAN 	TIL12C1WMP (WHITE TRIM) TIL12C1GMP (GREY TRIM)
--	---	---	---	---


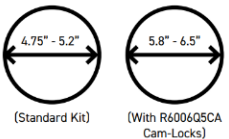


8 WATT, MULTI COLOUR LED REPLACEMENT FOR EXISTING PENCIL/RETURN LIGHTS. (MUST BE STANDARD 1.5" THREADED FITTING).

 PAL / SPECTRUM			R1 	RIL12C1CMP (THREADED 1.5") RIL12C2CMP (PAL REPLACEMENT)
---	--	--	--	--

15 WATT MULTI COLOUR LED REPLACEMENT FOR EXISTING PENCIL /RETURN LIGHTS (MUST BE STANDARD 1.5" THREADED FITTING AS WELL HOWEVER THIS IS SLIGHTLY BRIGHTER THAN TI RETRO


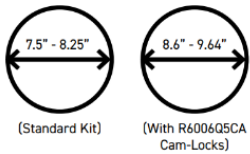

 AQUA/LAMP			EMRX 	EMRXL12WMPL (WHITE TRIM) EMRXL12GMPL (GREY TRIM)
---	---	---	---	---

USING OUR SIGNATURE 'ATOM/EM' BULB THIS 15 WATT RETRO LIGHT IS THE PERFECT REPLACEMENT TO EXISTING AND OLDER AQUA/LAMP BRAND POOL LIGHTS



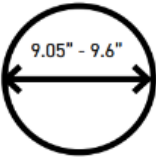

 HAYWARD/PENTAIR ZACUZZI/ETC.			R6 	R6CL12C1WMP (WHITE TRIM) R6CL12C1GMP (GREY TRIM) VINYL TRIM RINGS: R6V0021CAWH & R6V0021CAGY
--	---	---	---	---

15 WATT MULTI COLOUR LED REPLACEMENT FOR EXISTING MID SIZE POOL LIGHTS WITH NICHE DIAMETERS FROM 4.75"-5.2". *ADD JACUZZI CAM LOCKS FOR NICHE UP TO 6.5" *ADD DRESS RINGS FOR VINYL INSTALLATIONS

EXAMPLES OF EXISTING LIGHTS IN THE FIELD	SIZE OF NICHE	REPLACE WITH:	<i>retro</i> LED REPLACEMENT POOL LIGHT	PART NUMBERS
--	---------------	---------------	--	--------------

 SWIMQUIP/HAYWARD PRO SERIES	 (Standard Kit) (With R6006Q5CA Cam-Locks)	→	R8 RETRO 	R8CL12CIWMP (WHITE TRIM) R8CL12CIGMP (GREY TRIM)
---	---	---	---	---

45 WATT MULTI COLOUR (OR WHITE) LED REPLACEMENT FOR EXISTING LIGHTS WITH NICHE DIAMETERS 7.5" - 8.25". ADD PN: R6006Q5CA FOR UP TO 8.6" - 9.64".
ADD TRANSFORMER WHEN REQUIRED. *AVAILABLE IN WARM OR 4K WHITE*

 	 9.05" - 9.6"	→	R10 RETRO 	R10CL12CIWMP (WHITE TRIM) R10CL12CIGMP (GREY TRIM) <small>VINYL TRIM RINGS: R10V002ICAWH & R10V002ICAGY</small>
---	---	---	--	---

45 WATT MULTI COLOUR (OR WHITE) LED REPLACEMENT FOR EXISTING LIGHTS WITH NICHE DIAMETERS 9.05" - 9.6". ADD TRANSFORMER WHEN REQUIRED. ADD DRESS RINGS FOR VINYL INSTALLATION. *SHALLOW NICHE ADAPTOR AVAILABLE FOR LFGUY1000 *AVAILABLE IN WARM OR 4K WHITE*

UPGRADE THE POWER SUPPLY

LVX  **LiTYARD 2**
Outdoor Lighting Controller



IMPORTANT



CHECK POWER SUPPLY *ENSURE IT IS 12V
(LOW VOLTAGE)



MEASURE NICHE IN THE POOL WALL
(WITH LIGHT REMOVED)



QUESTIONS?
1-855-881-0889
INFO@SELECTPOOLPRODUCTS.CA
WWW.RETROPOOLLIGHTS.COM

